

**Mouse Anti-Human Programmed Cell Death-1 Monoclonal Antibody Datasheet**

Product Name: mAb anti-Human Programmed Cell Death-1		Clone No.: 9E11	Lot No.:
Catalogue No.: MO-L40043E		Quantity:	Expiration:
Description:	Mouse monoclonal antibody (mAb) to human programmed cell death-1 (PD-1), or mouse mAb to human CD279.	Background:	Programmed Cell Death-1 (PD-1), also called CD279, is a 288 amino acid cell surface protein that belongs to the immunoglobulin superfamily. The protein is expressed on T cells, B cells and macrophages. When PD-1 is joined with its ligand (CD274 or B7-H1), the immune cell's activation and effector function are attenuated. Research suggested that PD1 pathway is mainly involved with attenuation at periphery sites while the B7/CTLA-4 pathway is primarily involved with the attenuation of the activation of immune cells in secondary lymphoid organs. PD-1 pathway is implicated with cancer's immune-evasion, autoimmunity, and <i>Listeria monocytogenes</i> infection.
Purification:	Protein G affinity purified	Application:	Indirect ELISA: The antibody is reactive to recombinant human programmed cell death-1 (PD-1). IHC: This antibody reacts with thymus gland section. The sections were treated by heat induced epitope retrieval before primary antibody (20µg/mL) was added. The secondary antibody was an HRP-labelled goat anti-mouse IgG antibody.
Product Type:	Primary antibody		
Target Protein:	Human programmed cell death-1 (PD-1).		
Immunogen:	40kDa recombinant human programmed cell death-1 (PD-1) from ACRO Biosystems (Cat. No.: PD1-H5221).		
Fusion Myeloma:	Sp2/0-Ag14		
Specificity:	The mAb is reactive with human programmed cell death-1 (PD-1).		
Species Reactivity:	Human, others not tested.		
Host / Isotype:	Mouse, IgG1 Kappa		
Formulation:	Lyophilized from a solution in 0.01M PBS, pH 7.2		
Reconstitution:	Double distilled water is recommended to adjust the final concentration to 1.00mg/mL.		
Storage:	Store at -20 °C		
Research Area:	Immunosuppression		

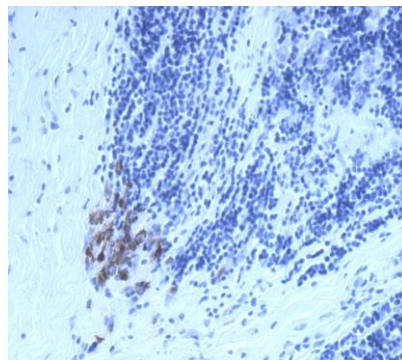
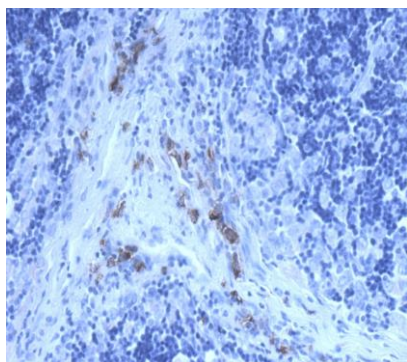
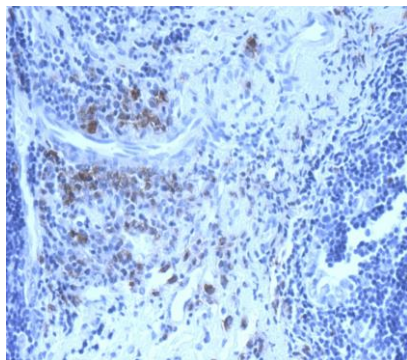
This product is for **LABORATORY RESEARCH USE** and further manufacture **ONLY**, and cannot be administrated to human and animals for use in diagnostic and therapeutic procedures.

Manufactured by **ANOGEN - A Division of YES Biotech Laboratories Ltd.**



ANOGEN - A Division of YES Biotech Laboratories Ltd.

2355 Derry Road East, Unit 23, Mississauga, ON, Canada L5S 1V6 • Tel: (905) 677-9221 • Fax: (905) 677-0023



References:

If research is published using this product, please inform Anogen in order to cite the reference on this datasheet. Anogen will provide one unit of product in the same category as gratitude.

This product is for LABORATORY RESEARCH USE and further manufacture ONLY, and cannot be administrated to human and animals for use in diagnostic and therapeutic procedures.

Manufactured by ANOGEN - A Division of YES Biotech Laboratories Ltd.

To place order, please contact us by phone, fax or by email: info@anogen.ca,
or with our secure online store: www.anogen.ca